

# Aspri 15/25 MB Surface Horizontal



## Quiet running multi-stage centrifugal pumps

### Applications

To work with clean water in domestic applications, irrigation and hydropneumatic sets.

### Materials

Pump body and impellers in stainless steel AISI 304.  
 Motor shaft in stainless steel AISI 420.  
 Diffusers in technopolymer.  
 Suction and discharge connections in brass.  
 Mechanical seal in graphite and alumine.  
 Motor housing in aluminium.  
 Built-in self-priming valve.  
 O-rings in EPDM and NBR

### Motor

Asynchronous, two poles.  
 IP X5 protection.  
 Class F insulation.  
 Continuous operation.  
 Single phase with built-in thermal protection.  
 Efficiency IE3.

### Limitations

Maximum suction lift: 9 m.  
 Maximum liquid temperature: 40 °C.



## Hydraulic performance table

Model	I [A]			P1 [kW]		P2		c	l/min	5	10	20	30	35	40	50	60	1~230 V (model M)	3~400 V (model T)	
	1~230 V	3~230 V	3~400 V	1~230 V	3~400 V	[kW]	[HP]											[μF]	Code	Code
	m³/h	0.3	0.6	1.2	1.8	2.1	2.4											3.0	3.6	
Aspri 15.3B	2.74	2.1	1.21	0.61	0.61	0.37	0.5	12	mwc	33	32	30	26	24	22	17		00096419	00096413	
Aspri 15.4B	3.53	2.3	1.3	0.7	0.7	0.55	0.75	45		44	43	39	35	32	27	21.5		00096427	00096422	
Aspri 15.5B	4.13	3.3	1.9	0.95	0.95	0.75	0.9	12		53	51	47	42	38	34	25	17		00096436	00096431

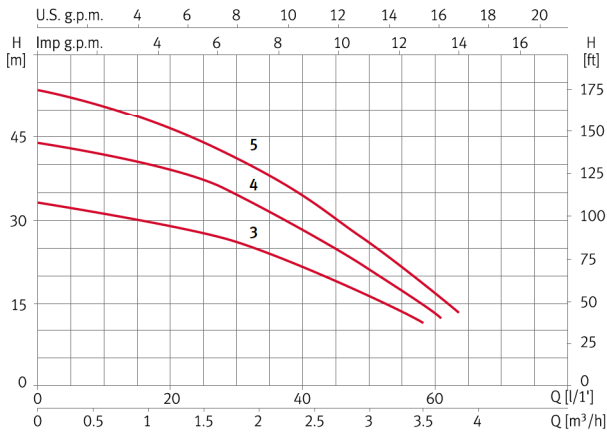
Model	I [A]			P1 [kW]		P2		c	l/min	15	30	45	60	75	90	105	120	1~230 V (model M)	3~400 V (model T)	
	1~230 V	3~230 V	3~400 V	1~230 V	3~400 V	[kW]	[HP]											[μF]	Code	Code
	m³/h	0.9	1.8	2.7	3.6	4.5	5.4											6.3	7.2	
Aspri 25.3B	5.5	3.5	2	1.2	1	0.75	1	16	mwc	33	32	30.5	28	26	22	17		00096452		
Aspri 25.4B	6.8	4.3	2.5	1.5	1.4	0.92	1.25	16		43	42	40	37	33	28	22	14.5		00096462	00096456
Aspri 25.5B	7.4	5.2	3	1.7	1.7	1.1	1.5	25		56	55	52.5	48	43	37	29	20		00096468	00096465

# Aspri 15/25 MB Surface Horizontal

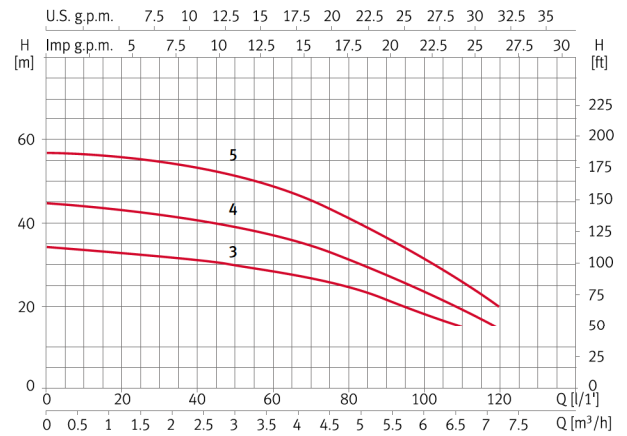


## Performance curves at 2900 rpm

Aspri 15 MB



Aspri 25 MB



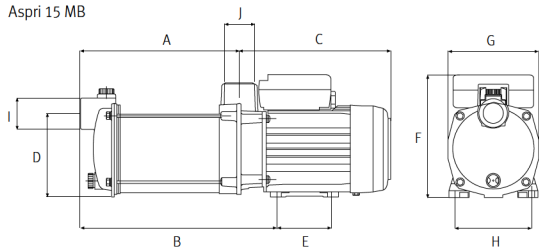
WATER SUPPLY SURFACE HORIZONTAL & VERTICAL

## Dimensions and weights

Aspri 15 MB

Model	A	B	C	D	E	F	G	H	I	J	Kg
Aspri 15 3 MB	187	237	202	110	74	162	121	102	1"	1"	9.2
Aspri 15 4 MB	211	261	202	110	74	162	121	102	1"	1"	10
Aspri 15 5 MB	235	285	202	110	74	162	121	102	1"	1"	11

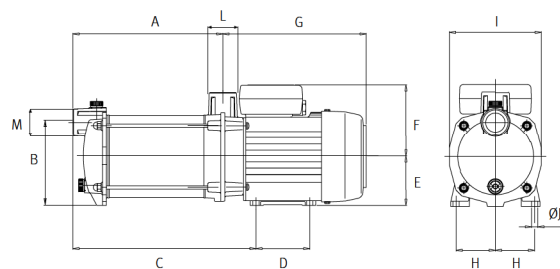
Aspri 15 MB



Aspri 25 MB

Model	A	B	C	D	E	F	G	H	I	J	L	M	Kg
Aspri 25 3 MB	202	127	252.5	82	75	109.5	218	59	138	8	1"	1"	13.5
Aspri 25 4 MB	228.5	127	279	82	75	109.5	218	59	138	8	1"	1"	14.6
Aspri 25 5 MB	255	127	328	82	75	109.5	240.5	59	138	8	1"	1"	17.2

Aspri 25 MB



\*Service kits are available on request